


Kenics™


Heat Exchangers



Kenics Heat Exchangers—Custom Built to Save Space, Energy and Time

Kenics heat exchangers, equipped with streamlined Kenics static mixer elements, are the most efficient heat exchangers available today. These high performance thermal units offer maximum transfer rates even with highly viscous, difficult to process materials.

Used for a wide range of process applications, including those in the polymer, plastic, pulp and paper and food industries, our heat exchangers use highly efficient static mixer elements that require less space, less energy and less time to process than standard designs.



Our static mixer technology exclusively offers the highest available heat transfer coefficients for fast, uniform heat transfer. In addition, full technical support is provided from design to manufacturing for meeting even the most stringent applications.

Efficient Heat Exchanger Design

Heat exchangers are commonly made of conventional straight empty tubes. The laminar build up on the tube walls from the process fluid inhibits and creates inefficiencies in the heat transfer process.

Kenics heat exchangers solve these inefficiencies with state of the art static mixer technology. By using static mixer elements in each heat exchanger tube, film build up on the inside walls is greatly reduced. Process fluid is continuously pushed from the center of each tube to the wall and back to the center, eliminating thermal gradients and boosting the inside film coefficient.

Our static mixer elements produce a more uniform, consistent transfer process, with three to seven times greater heat transfer rates than empty tubes alone. Other characteristics include:

- Mixer elements create self cleaning, wiping action
- Fouling is minimized
- Surface renewal at tube wall reduces chance of thermal degradation
- Plug flow characteristics produce uniform heat history
- Temperature gradients are blended out
- Viscous materials can cool to near freezing point

When the static mixer elements are bonded to the tube walls via furnace brazing, the enhanced surface area and internal fin effect augments the mixing action. Transfer rates are increased dramatically. Removable elements are also available for applications requiring periodic cleaning during product changeovers.

With either design, a Kenics heat exchanger will be smaller than a conventional heat exchanger to handle the same job.

Thermal Performance Comparison

Kenics heat exchangers are more effective than conventional empty tubes by a substantial margin. Consider the following example:

Problem: Cool 5,000 lbs/hr of a polymer with thermal conductivity (.09 BTU/Ft - Hr - °F), specific heat (.36 BTU/# - °F) and average viscosity (60,000 cps) from 356° to 104° using cooling water at 75° F.

	Conventional Empty Tube	Kenics Heat Exchanger
Shell Diameter	29"	18"
Tube Length	192"	30"
Surface Area	1600 ft ²	160 ft ²
Transfer Coefficient	3 BTU/FT - Hr - °F	30 BTU/FT - Hr - °F

Applications

Polymers	Styrenics, Ethylenes, Polyesters, Nylons, Silicones, Adhesives and Sealants, De-volitization
Plastics	Extruded Foam
Foods	Chocolates, Dairy Products, Salad Dressing, Sugar Syrups and Corn Syrup
Energy	Coal-Oil Mixtures, Power Alcohol, Petrochemicals and Fuel Oil
Pulp and Paper	Black Liquor, Tall Oils and Kraft Soaps
Miscellaneous	Asphalts, Slurries, Agri-Chemicals, Rubber Sealants, Paint and Waste Treatment


Static Mixing Element Technology

The Kenics heat exchanger consists of a continuous string of static mixer elements within each heat exchanger tube. Static mixing is an inline mixing and processing technology with no moving parts, requiring no external power and no maintenance.

A unique, non-moving mixing element with a patented helical form directs the flow of material radially toward the pipe walls and back to the element, regardless of velocity. By combining alternating right and left hand elements, additional actions of momentum reversal and flow division contribute to the mixing efficiency.

Rotational motion and turbulence are generated in an inherently predictable way to provide the required process result. Thus, all processed material is continuously and completely intermixed to eliminate radial gradients in temperature, velocity and material composition.

Kenics static mixer technology produces homogeneous mixing, blending, and dispersion in any flow regime in a short length of pipe. By utilizing these mixing characteristics, Kenics heat exchangers provide predictable, controlled mixing, and the most efficient form of thermal transfer available.



The Kenics heat exchanger directs the flow of material radially toward the pipe walls and back to the element for the most efficient thermal transfer

Advanced Engineering and Fabrication

As the leaders in static mixing technology, our trained professionals analyze your specific process requirements and utilize advanced computer technology to design solutions for your heat exchanger needs. Highly skilled engineers provide full technical support, including computer process simulation techniques, to develop a custom heat exchanger that matches specific requirements.

Demanding quality testing procedures ensure mechanical integrity and strict adherence to industry standards. An ASME code certified vessel shop, located in Harvey, Louisiana, serves as the manufacturing base for Kenics heat exchanger operations.

As custom built, individually crafted units, our heat exchangers are built to stringent ASME and TEMA codes, requiring the use of

efficient, state of the art equipment in both manufacturing and design operations. Often large and complex, these units require considerable welding and metal joining. Using the most advanced welding techniques and equipment available, fabrication specialists produce a smooth, uniform weld at each tube end.

CAD and SolidWorks 3D design programs are an integral part of the development, manufacturing and quality process which produces Kenics heat exchangers. With CAD based Finite Element Analysis programs, engineers create models of complex static mixer elements. From the resulting pressure and thermal load information, they accurately predict structural design and heat transfer performance for use in developing the most reliable and efficient heat exchanger possible.

Performance Benefits

Kenics heat exchangers range from single jacketed units to large, multi-tube designs, consisting of over 3,000 individual tubes and approaching 2.5 linear miles of static mixer elements. Yet, because of the increased efficiency of the internal mixing elements, a Kenics heat exchanger will be smaller than a conventional heat exchanger used to handle the same job. Features include:

- Design pressures to 10,000 psi
- Construction from all metals and alloys
- Special connections and fittings
- X-ray, hydro, dye penetrant and halogen testing ASME/TEMA compliance

- Heating viscous fluids without degradation—the mixing action of the Kenics static mixer element constantly moves the process material away from the tube wall therefore eliminating scorching and thermal degradation
- Cooling viscous materials without freezing—by minimizing the laminar sublayer next to the tube wall, the Kenics heat exchanger can cool materials to near freezing temperatures without plugging the tubes; and generate transfer coefficients equivalent to scraped surface units without the problems associated with moving parts

NOV

NOV Chemineer

NOV Chemineer Sales

NOV Chemineer Manufacturing

NOV Chemineer Corporate

NOV Chemineer Headquarters

NOV Chemineer Sales Facilities

NOV Chemineer Manufacturing Facilities

NOV

NOV Chemineer

NOV Chemineer Sales

NOV Chemineer Manufacturing

NOV Chemineer Corporate

NOV Chemineer Headquarters

NOV Chemineer Sales Facilities

NOV Chemineer Manufacturing Facilities

Sales Facilities

US Ohio
+1 937 454 3200
chemineer@nov.com

US North Andover
+1 978 687 0101
navinfo@nov.com

United Kingdom
+44 1332 363 175
chemineeruk@nov.com

China
+86 21 6124 0001
chemineercn@nov.com

Singapore
+65 6271 1121
chemineeruk@nov.com

Mexico
+52 55 3300 5370
chemineerventasmx@nov.com

Austria
+43 1 8923481
chemineeruk@nov.com

Manufacturing Facilities

US
+1 937 454 3200
chemineer@nov.com

United Kingdom
+44 1332 363 175
chemineeruk@nov.com

China
+86 21 6124 0001
chemineercn@nov.com

National Oilwell Varco has produced this brochure for general information only, and it is not intended for design purposes. Although every effort has been made to maintain the accuracy and reliability of its contents, National Oilwell Varco in no way assumes responsibility for liability for any loss, damage or injury resulting from the use of information and data herein. All applications for the material described are at the user's risk and are the user's responsibility.

Corporate Headquarters
7909 Parkwood Circle Drive
Houston, Texas 77036
USA

